




















RECO TILE DATA SHEET

	PANEL TYPE	RECO TILE	Acrylic capped ABS
	PANEL SIZE	2495 X 905 X 3mm	Half Panel 1247 x 905 X 3mm
	WEIGHT	4.46kg	Half Panel 2.23kg (1.97kg per m ²)
	FINISH	HIGH GLOSS	Designer Ranges - Satin Finish
	COLOURS	Bright White & Sand	Turquoise & Grey on request
	SCRATCH RESISTANCE	Acrylic Hard Coat	Very good ±
	WATER RESISTANCE	Non porous	100% Waterproof
	CHEMICAL RESISTANCE	Acrylic Hard Coat	Excellent Resistance ^o
	SLIP RESISTANCE	Gloss finish	Not suitable for floors
	CLEANING	Easy clean Mould resistant	No need for abrasive cleaning
	CUTTING	Stanley Knife or Fine-toothed saw	Easy to cut

	FIXING	HG Adhesive	No profiles Seamless joints
	DENSITY ISO 1183	D-792	1.10g/cm ³
	IMPACT STRENGTH ISO 179/fa	CHARPY at 23°C	22 KJ/m ²
	SOFTENING TEMP ISO 306A	VICAT D-1525-B	110°C
	FLAME RESITANCE	BS476 Part 7	Class 3*
	UV RESISTANCE	Anti UV additive	Good [∞]
	RECYCLABLE	100% RECYCLABLE	EPDF2 – Energy performance directive

KEY FEATURES - Advantages over Ceramic Tiles.

- Looks and feels like a ceramic tile
- 20% more insulation
- No strip out. Fit over existing Tiles or other sound surface
- 100% recyclable. No landfill
- 100% waterproof
- No waterproof tanking materials required
- No grout - No Mould or maintenance
- 1/3rd the fitting time
- No skilled labour required
- Low Carbon footprint
- Cost savings to Installer

° Resistant to a wide range of chemicals. Specific details on request.

± Acrylic Gloss Hard Coat – Reco Tile Plain colour - Very Good. Satin Acrylic Coating – Reco Tile Print - Good.

∞ Dependant on colour and strength of sunlight

* When adhered to plasterboard or equivalent FR material and fitted per Reco instructions. Suitable for all areas except emergency exits. Splashbacks. When fitting allow a minimum of 60 mm between the rear edge of the hob. With naked flame gas hobs allow a minimum of 100 mm and fit clear heat resistant glass in front of the panel, the width of the hob.

CARE INSTRUCTIONS AND GUARANTEE

Reco Tile panels are guaranteed against faulty materials or manufacture for a period of 10 years when installed and maintained in accordance with our manufacturer's instructions. Download full instructions for Reco Tile and Reco Tile designer ranges.

RECO TILE and RECO SEAL SYSTEM™

Invisible joins - Tile panel edges exactly match tile joins in the body of the panel to create a seamless appearance,

Flat seam - No surface profiles. Avoids trapped dirt and germs.

Creates the seamless appearance of perfectly installed Tiles.

Double Seal -Watertight joins' supported by internal and external corners that can be easily and perfectly aligned, without scribing, using Reco Backing strips if required.

Line Bending - Reco Tile is ideal for line bending using professional equipment. This avoids corner joints and can assist the optimum use of material.

Easy replacement and recycling

All Reco panels are designed to be easily replaced and recycled at the end of their life. Correctly installed panels can be removed without damage to the surface behind and a new panel fitted.

Installation offcuts can be placed in the recycling bin.

100% recyclable

Replaced panels which have been installed in accordance with the Reco Seal System can be recycled locally as mixed plastic waste or if in a large quantity returned to Reco for recycling.

*Patents pending.

