




mozzi-zappa[®]

MOSQUITO KILLER & BIVVI LIGHT

RECHARGEABLE




NEW AND IMPROVED ZAPPING TIME NOW 29 HOURS

IMPORTANT SAFETY INSTRUCTIONS

WARNING

When using the appliance, basic precautions should always be followed, including the following:

- Do not touch the lamp with an unprotected hand after use as it may be hot and cause burns.
- People may be hurt and property damaged if the lamp is not used and handled as described in these instructions.
- Do not use near any heat source, steam or around corrosive gases.
- Not compatible with dimmer switches.
- Keep away from flammables; such as paper clothing or any other material that may catch fire.
- Risk of Electrical Shock: Never place fingers or hands on or insert any objects into the lamp when it is powered on.
- Never spray with water or any other liquid at any time.
- Only use the included small brush for cleaning.
- Do not touch the voltage wire while the light is turned on.
- Keep out of reach of children.
- Product is not compatible with HID lamps such as the lighting apparatus, induction lamp halogen lamp which have the mechanism and the electric circuit to adjust light.



OPERATING INSTRUCTIONS

1. Charge the product via USB cable (included).
2. Press On/Off button one time to turn on torch. Press On/Off button again to turn on mosquito killing function and torch off. Press On/Off button again to turn on torch and mosquito killing function. Press On/Off button again to turn off all functions. Charge the product via USB cable supplied.

Please Note:

- Use adaptor 5V, 1A for charging of device.
3. Use brush supplied to clean the killing grid.
 4. Please follow the 'IMPORTANT SAFETY INSTRUCTIONS' when using the appliance.
 5. Catch rate activity will be higher at night. For best catch results it is recommended to keep the unit away from another light source.
 6. For both indoor and outdoor use.

CLEANING

Frequent cleaning will prolong the life of the unit and ensure fire prevention and will improve more efficient operation.

1. Be sure to clean the unit once per month.
2. Switch off the unit and discharge the high voltage grid before cleaning.
3. A brush is supplied to help you to clean the lamp in a safe and efficient way.
4. You can clean with water, but ensure unit is switched off.

PRODUCT WARRANTY

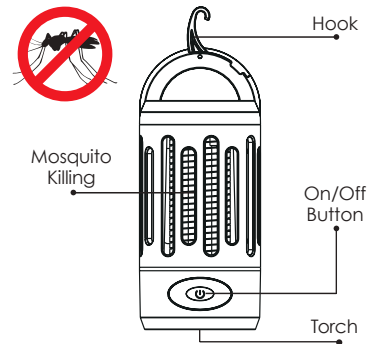
This warranty is limited to any defective parts during warranty period. If this unit had been altered, no warranty is in force.

PARTS & ACCESSORIES INCLUDED

2 in 1 rechargeable Lamp / Brush for cleaning use
User manual / USB cable for charging

HOW THE RECHARGEABLE 2 IN 1 MOSQUITO KILLER LAMP WORKS

The Battery Mosquito Killer Lamp has the function of lighting and mosquito killing. Our design optimises the lamp structure to ensure that the light distribution curve of the LED is comparable to that of a filament bulb. The lamp offers efficient LED technology combined with the styling of the classic filament bulb. The blue light with special wavelength to attract insects to the high voltage grid leading to the death of the insect by electric shock 800V. The insect bodies will fall down through the inner space of the lamp and the dead insects can be brushed away.



- * Power: 4W, Lighting 1W, Mosquito killing 3W
- * Battery type: Lithium 18650, 1800mAh
- * Input: USB DC5V 1000MA
- * Mosquito lure beads: SMD2835*9PCS
- * Torch leads: Imitation Lumileds lamp beads 1W
- * Wavelength: 365-395NM
- * Lumen of torch: 100LM
- * Grid voltage: (No mosquitoes touch it) 800V
- * Product weight: 176.5g /260g with colour box

WORKING TIME:

Full charging needs 4.5 hours

1. Both on (lighting + killing): 3.5 hours
2. Lighting only: 9 hours
3. Killing only: 29 hours

WOLF INTERNATIONAL LIMITED

Suite 1, 284 Warley Hill, Great Warley,
Brentwood, Essex CM13 3AB
E: sales@wolfint.co.uk | T: +44 (0) 333 366 8888
E: support@wolfint.co.uk

www.wolfint.co.uk

